



# BRIEFING ON CHANGES TO THE APPLICATION PROCESS FOR NET ENERGY METERING (NEM)

22<sup>nd</sup> November 2018  
HILTON HOTEL, KUALA LUMPUR

**Ts. Dr. Chen Wei Nee**  
Acting Chief Executive Officer  
Sustainable Energy Development Authority (SEDA) Malaysia

# NEM Implementation



Regulator

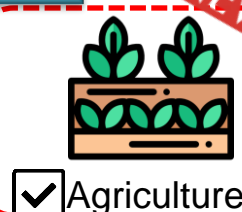


Implementing Agency



Distribution Licensee

NEM Participants





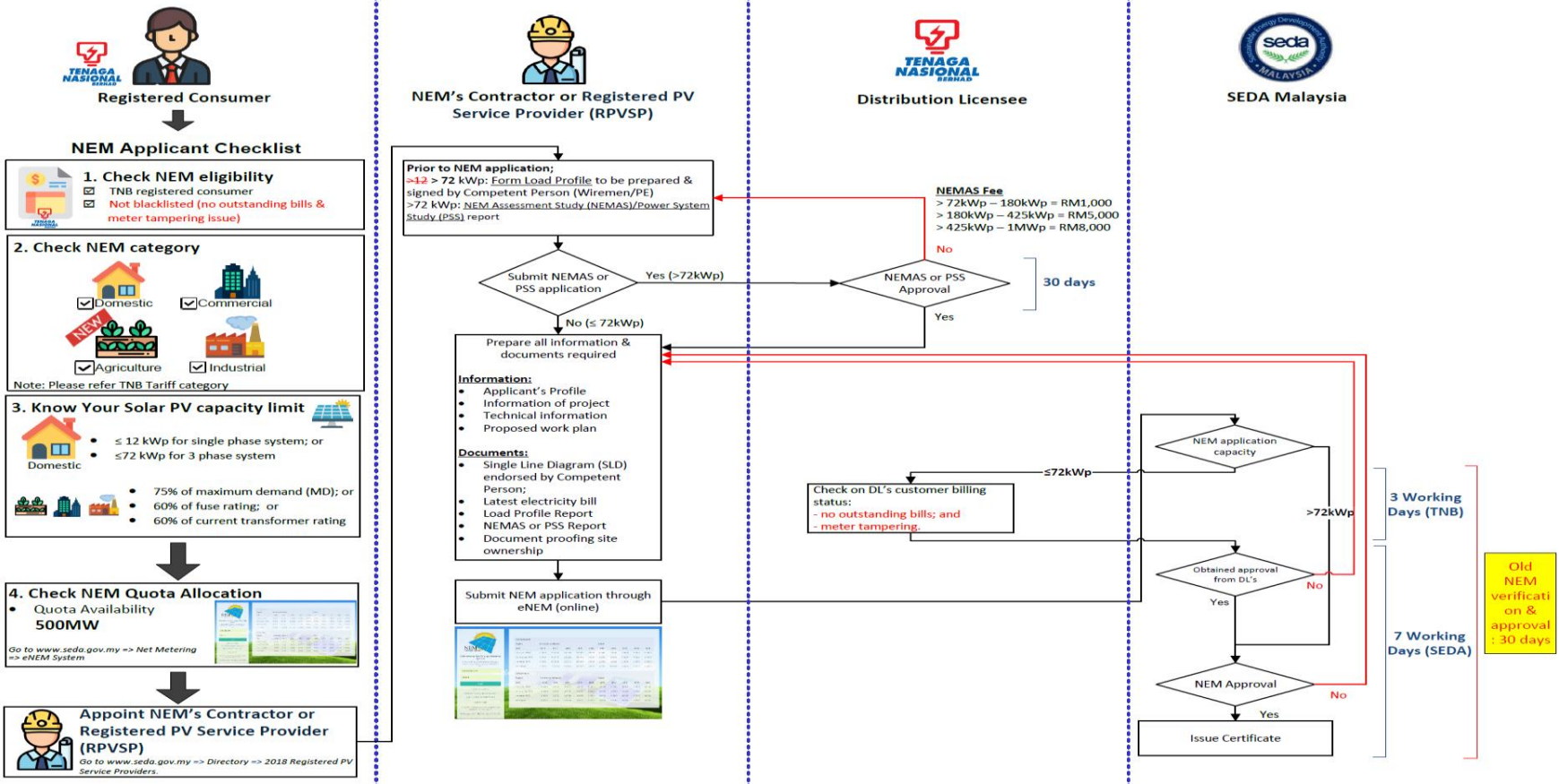
# NEM 2.0 Quota Allocation (effective 1 Jan 2019)

- ✓ The remaining of the 500MW quota for the NEM scheme will be opened for application starting from 1st January 2019.
- ✓ Quota allocation will be based on **first-come first-served basis**.
- ✓ NEM only applicable for Peninsular Malaysia.

Quota Allocation				
Location		Peninsular Malaysia		
Year		2019 - 2020		
		Quota Allocated	*Quota Taken	*Quota Balance
Category of Consumers	Domestic, MW	50	2	48
	Agriculture, MW	450	18	432
	Commercial, MW			
	Industrial, MW			
<b>Total, MW</b>		<b>500</b>	<b>20</b>	<b>480</b>

\* As of October 2018

# How to Apply? Process Flowchart





# How to Apply? Process Flowchart (cont.)



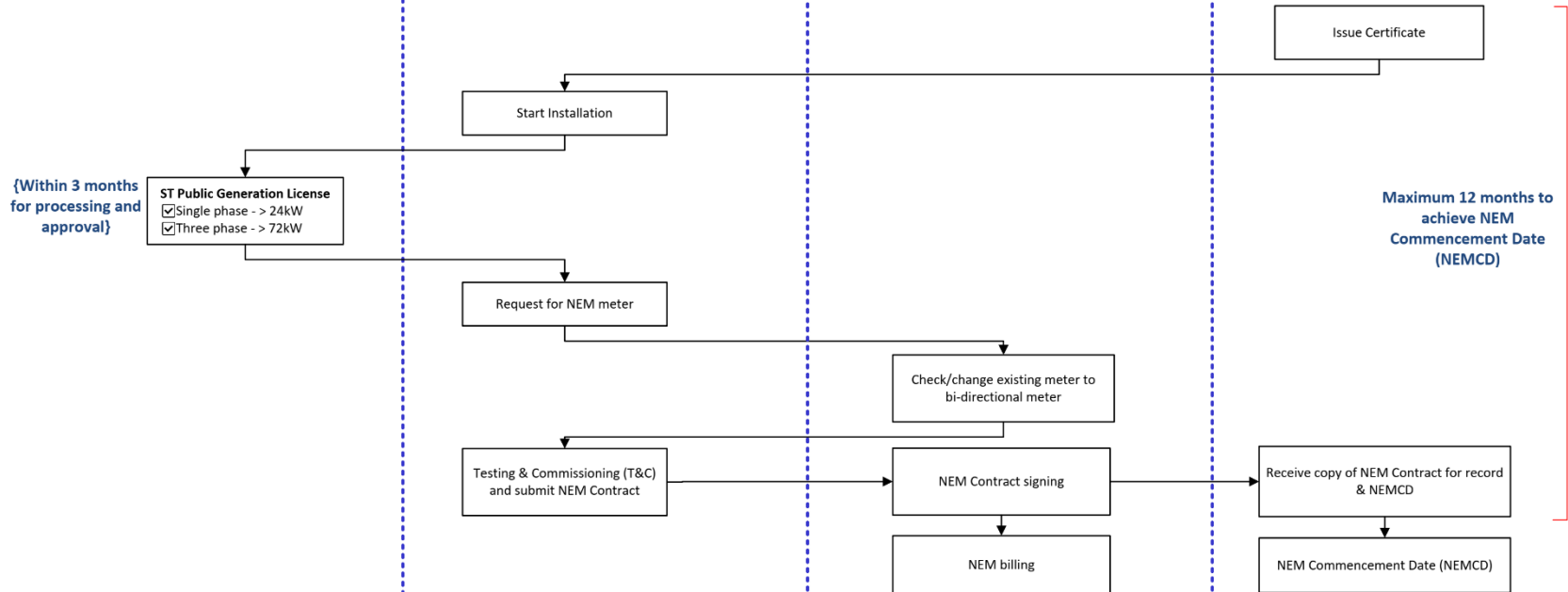
**NEM's Contractor or Registered PV Service Provider (RPVSP)**



**Distribution Licensee**



**SEDA Malaysia**



# THANK YOU



**For further enquiries, please contact:**

**Renewable Energy Technology Division,**

SEDA Malaysia

Galeria PjH, Level 9

Jalan P4W, Persiaran Perdana,

Presint 4, 62100 **Putrajaya**

**T: +603 – 8870 5824**

Likas Square Commercial Centre

Unit 32, Level 1 , Lorong Likas Square,


Jalan Istiadat Likas,

88400 Kota Kinabalu, **Sabah**

**Tel: +6088-252101/251462**

**E: [NEM@seda.gov.my](mailto:NEM@seda.gov.my)**

**W: [www.seda.gov.my](http://www.seda.gov.my)**



# NEM Statistic: Approved & Commissioned as of Oct 2018

## Approved

	Peninsular Malaysia		Sabah & W.P Labuan		Total	
	Installed Capacity (kW)	No. of Applications	Installed Capacity (kW)	No. of Applications	Installed Capacity (kW)	No. of Applications
Domestic	1,947.47	274	34.48	3	1,981.95	277
Commercial	7,315.83	95	-	-	7,315.83	95
Industrial	9,856.42	49	-	-	9,856.42	49
<b>Total</b>	<b>19,119.71</b>	<b>418</b>	<b>34.48</b>	<b>3</b>	<b>19,154.20</b>	<b>421</b>

## NEM Commencement Date (NEMCD)

	Peninsular Malaysia		Sabah & W.P Labuan		Total	
	Installed Capacity (kW)	No. of Applications	Installed Capacity (kW)	No. of Applications	Installed Capacity (kW)	No. of Applications
Domestic	794.05	118	21.5	1	815.55	119
Commercial	2,281.20	41	-	-	2,281.20	41
Industrial	3,239.10	13	-	-	3,239.10	13
<b>Total</b>	<b>6,314.46</b>	<b>172</b>	<b>21.5</b>	<b>1</b>	<b>6,335.85</b>	<b>173</b>